



# KAMAL MODEL SR. SEC. SCHOOL

KAMAL BANGSI NEW DELHI - 110066



# *Inspiration*

## NewsLetter

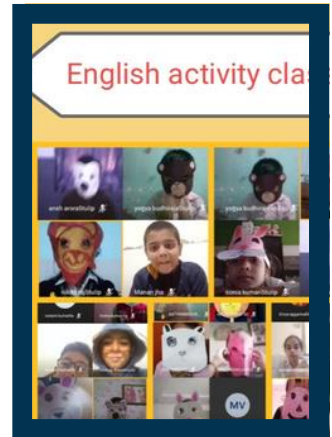
From Class  
3rd to 5th



# HIGH LIGHTS CONTENTS

- LANGUAGE FUN
- THE QUEST ENGLISH CENTRE
- LETS STUDY THE LEAVES
- HOMOPHONES ACTIVITY
- LET'S CLAP FOR CONJUNCTIONS
- ASPIRE TO INSPIRE
- HANDS ON MATHS
  - FRACTION ACTIVITY
- SCIENCEWORMS
  - ACTIVITY ON MATTER
- REMINISCENCE
  - PRESENTATION ON ADEQUATE DIET
- DIGITAL DOORWAY
- G.K.
- ART INTEGRATED PROJECT ON SIKKIM

# LANGUAGE FUN



Students of class 3rd integrated their lessons with art in order to grasp the concept and infer the knowledge. Students engaged in role play activity where they showcased their hidden acting skills. Our lovely kids also enjoyed the nice idea of creating a collage out of waste materials.

# THE QUEST ENGLISH CENTRE

## EMPATHY IN THE CLASSROOM






Learning grammar is a good experience along with fun activities . Students of class IV used household things to describe them using different adjectives.



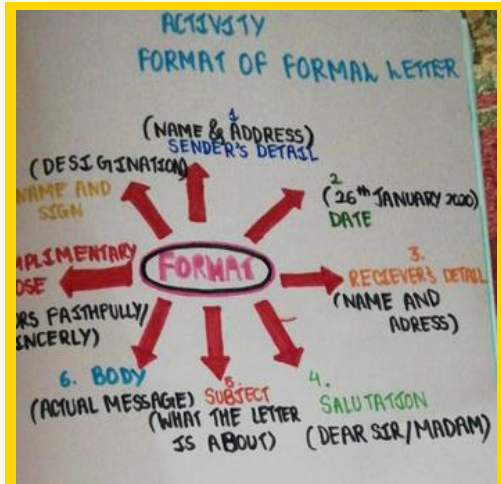
Empathy is the capacity to understand or feel what another being is experiencing from within the other being's frame of reference, i.e. the capacity to place oneself in other person's position.

# ENGLISH ACTIVITY



# LET'S STUDY THE LEAVES



According to the environment theme based poem 'How the leaves Came Down', the teacher conducted an activity in the virtual class wherein the students collected different types of leaves and discussed about their different shapes, colors, sizes etc. Various adjectives were being used by the students to describe these leaves. The main objective of this activity was to integrate the poem with the environment and make them clear about the concept of adjectives.



# HOMOPHONES PEAR MATCHING






# LET'S CLAP FOR CONJUNCTIONS



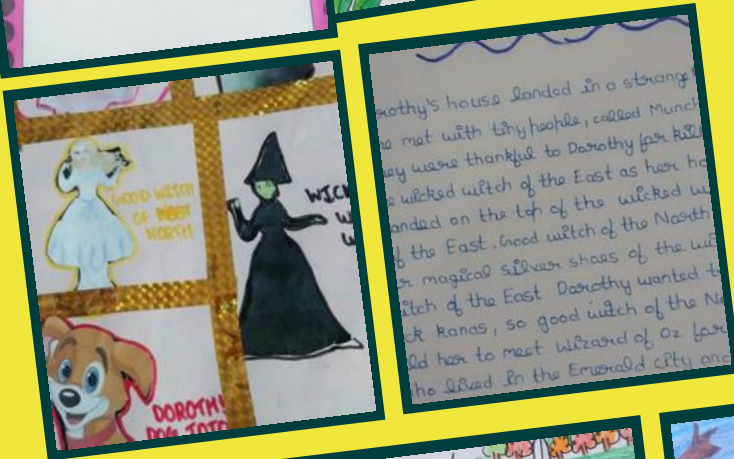
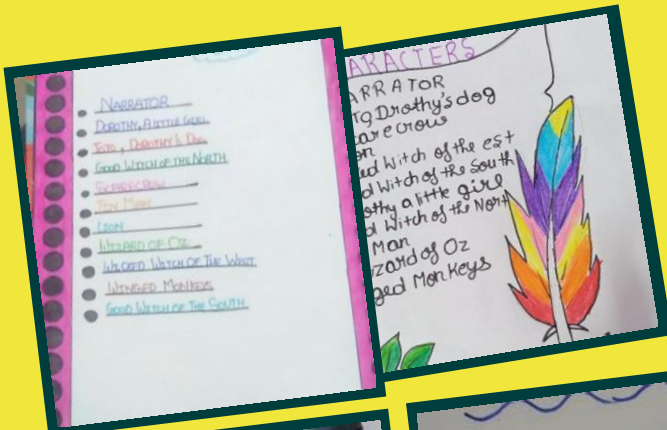
To understand the concept of conjunction students prepared duck and lion mask activity based on conjunction. This activity was taken up in class where they used duck and lion mask prepared by themselves. This activity fostered the students to create sentences with different styles and meanings. Conjunctions are joining words. So to make the concept more interesting, the students of class 5th showed their talent by trying their hands on making duck and lion mask based on conjunction while giving presentation. This activity fostered the students to create sentences with different styles and meanings. As well as they came to know the meaning and usage of some conjunctions through this activity.



# ASPIRE TO INSPIRE


As an academic activity, creating story books engages students in meaningful social learning activities that target a wide variety of literacy skills.

Students of class V made their own story book on The Wonderful Wizard of Oz. This activity empowered the students to unleash their story telling gene within.

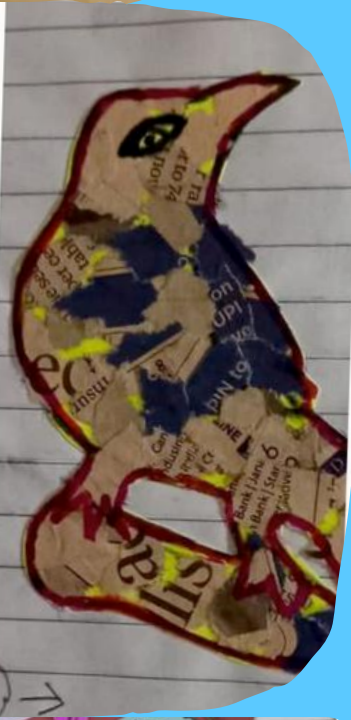


# हिंदी रचनात्मक गतिविधि

## अविकारी शब्द



पांचवी कक्षा के विद्यार्थियों ने अविकारी शब्दों के अंतर्गत क्रियाविशेषण, संबंधबोधक, समुच्चयबोधक एवं विस्मयादिबोधक का अध्ययन किया। विभिन्न गतिविधियों के करने के उपरांत सभी बच्चे अविकारी शब्द (अव्यय) समझने में सक्षम हुए।



क्रिया , काल , सर्वनाम तथा पाठ संबंधी कक्षा गतिविधियों की एक झलक । छात्रों ने गति विधियों को उचित ढंग से पूरा करते हुए अपनी रचनात्मकता को प्रस्तुत किया ।



# HANDS ON MATHS

To make Maths more interesting, it was related to real life art and craft activities. In classes 3,4 and 5 different art and craft activities were conducted, in which students drew pictures of different flowers, birds, animals, patterns , staircase etc. By these students created fraction flowers for fun to learn and practice about the various concepts of fraction, factors, multiples, measurements, data handling etc.





# FRACTION ACTIVITY

Students created fraction flowers in a fun way to learn about it and to practice fractions. This activity of factors and multiples helped kids to connect the meaning of prime numbers, composite numbers and the least common multiple. By making the model of bar graph, students learnt how to read, present and compare the data.

# SCIENCE

## Worms








Students showed their creativity by doing different activities with the help of food stuffs. For showing different phases of moon they used Oreo biscuits with vanilla cream and by other veggies.

They also made their seismograph and earthquake resistant house. They also explained various animal habitats and their habits.





Make Your Own Seismometer



# ACTIVITY ON

## What is Matter ?



For explaining the topic Matter, students were indulged in contrasting activities using real life objects to make the topic more interesting.

Students showing what is matter



# Social Studies

History  
of  
American &  
World  
Music







# WORLD HERITAGE SITES IN INDIA BY UNESCO

## Art Integrated Collage Making

# ACTIVITY - FUTURE NATION LEADERS



# PRESENTATION ON ADEQUATE DIET

Students of class 5th presented their presentation on ADEQUATE DIET with the help of their meal thali that contained sources of carbohydrates, proteins, fats, vitamins and minerals in proper amount and they explained functions and the importance of these nutrients in our diet. They also explained the importance of roughage and water for our body.







**During COVID - 19 pandemic, computer became the most useful and effective tool for teaching learning process. It gave an opportunity to students and teachers to make their learning process easier and interesting.**




CH-9 (MORE ON INTERNET)  
(WEB BROWSER)

- GOOGLE CHROME
- MOZILLA FIREFOX
- SAFARI
- INTERNET EXPLORER
- OPERA



SYMBOL	PURPOSE	DESCRIPTION
Arrows	Flow-Lines	Used to indicate the flow of Control by Connecting the different Symbols.
Rounded Rectangle	Stop/Start Box	Used to represent Start and end of flowchart.
Parallelogram	Input/Output Box	Used for input and output operations.
Rectangle	Process Box	Used for processing and Arithmetic operations.
Rhombus / Diamond Shape	Decision Box	Used to check a Condition, where there are 2 options - true and false.
		Used to join different Same

**OLA**



Presented by: Aiyanshi

Computer Activity

TRA 400

27A


27


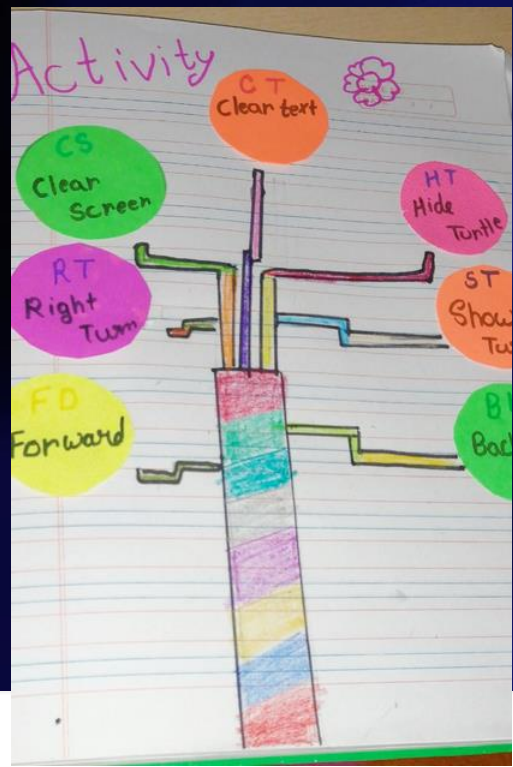
ALDI KARE  
TALD BASTI  
N AHI

GOOGLE

PAY





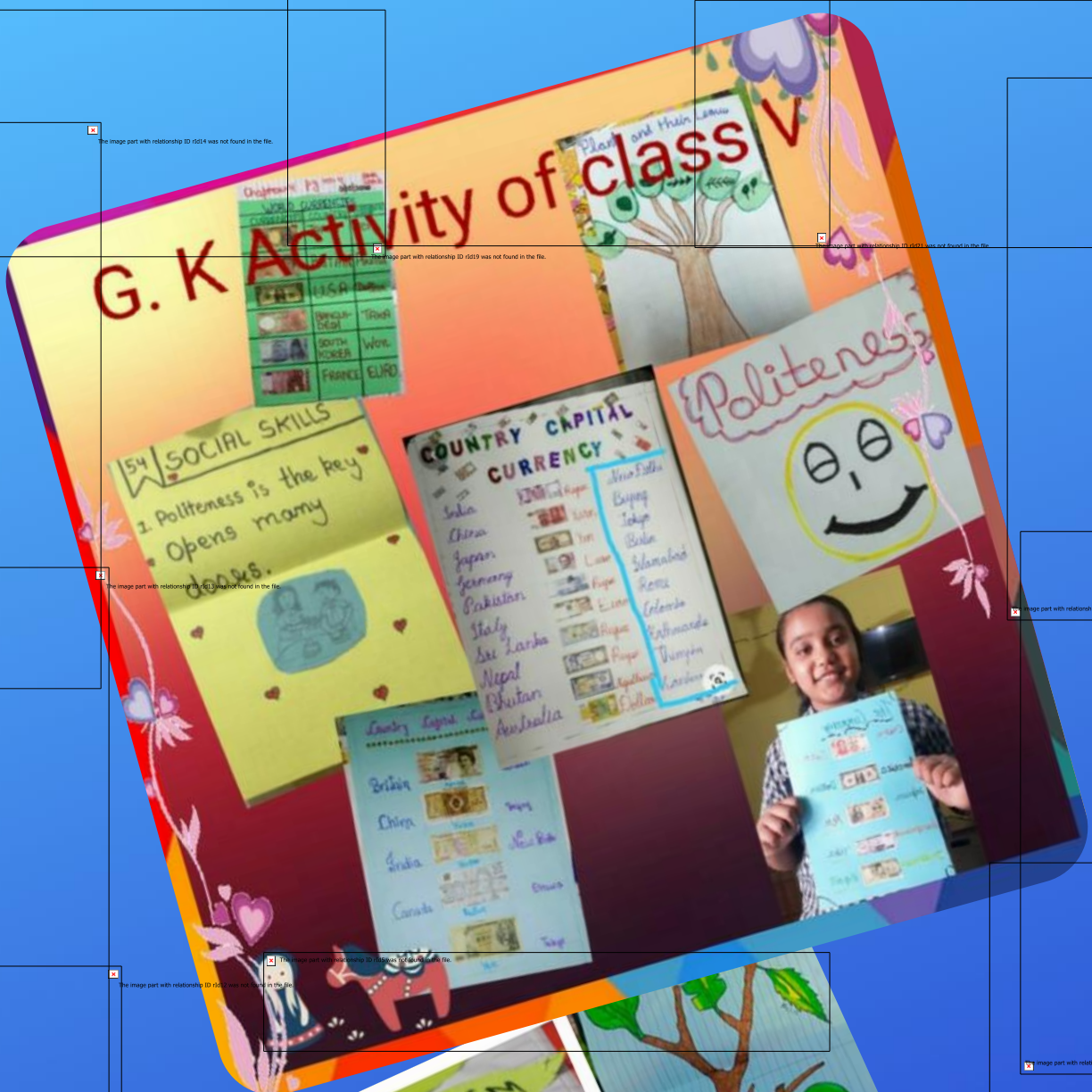






# Super GK

**MOVE TOWARDS FACTS**

**A mind-blowing activity was done by the students of class III, IV and V by making collage and posters on currency of different countries.**







**THERE IS BEAUTY IN DIVERSITY**



DELHI IS THE PERFECT BLEND OF MODERN HUSTLE BUSTLE AND HISTORICAL LEARNING. IT OFFERS NOTHING BUT LIP SMACKING FOOD, COZY VIBES AND EXCITEMENT FILLED ADVENTURES.



**DELHI**

TO

**SIKKIM**



SIKKIMESE CULTURE ENCOMPASSES A BLEND OF DIVERSE ETHNIC GROUPS. EVEN IN THE AGE OF MODERNISATION, IT HAS MANAGED TO PRESERVE ITS AUTHENTICITY AND NATURAL BEAUTY.



**STRENGTH LIES IN TOGETHERNESS**





# art integration project

DELHI & SIKKIM

English  
Hindi  
Maths  
EVS

Art

Compa  
Delhi



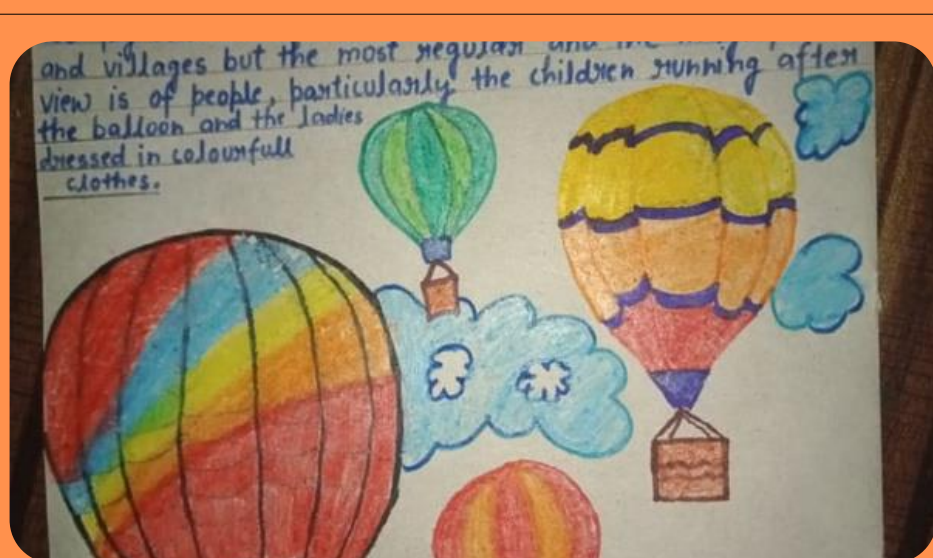
# Art Integrated Activity

English

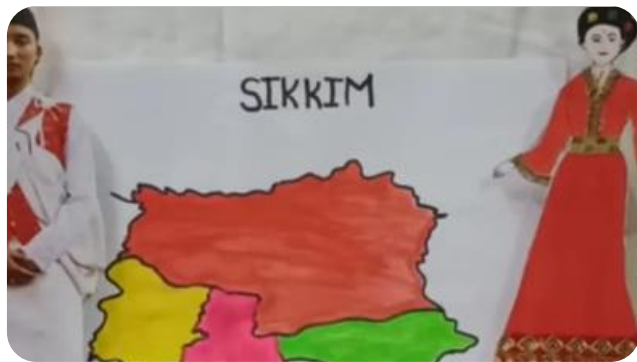


As a part of experiential learning, art integrated education was embedded in classrooms for creating joyful, environment and imbibing the Indian art and culture in the teaching learning process. With this approach, we encouraged students for hands on experience at various levels through collaborating the activities with Sikkim state.

to not found in the file.



# MARIONETTE PUPPET ACTIVITY



The creative arts can make learning English fun filled and interesting. Students of all ages enjoy making things and being active. Incorporating English into art & craft and drama activities motivates students to express themselves in English. The goal of art integration is to increase knowledge of a general subject area while concurrently fostering, understanding and appreciation of the fine and performing arts. Students enthusiastically participated in English Art Integrated project on Sikkim and prepared a travel brochure and performed puppet show of Sikkim under the guidance of their English teachers.



# MANDALA ART



**Mandala , is a geometric design that holds a great deal of symbolism in Hindu and Buddhist cultures. Students made different art designs as this art reduces anxiety.**



# मेरी सिक्किम यात्रा का

## अनुभव



The image part with relationship ID r86 was not found in the file.

गतिविधि सिक्किम प्रदेश की यात्रा संबंधी अनुभवों को अभिव्यक्त करने के उद्देश्य से दी गई थी।

छात्रों ने सुंदर एलबम तथा मॉडल बनाकर इसे बखूबी दर्शाया।

# मेरा सिक्किम अनुभव



## विद्यार्थियों ने सिक्किम पर आधारित कला एकीकृत

परियोजना तैयार की जिसमें छिपे पर आधारित उनके उन विषय


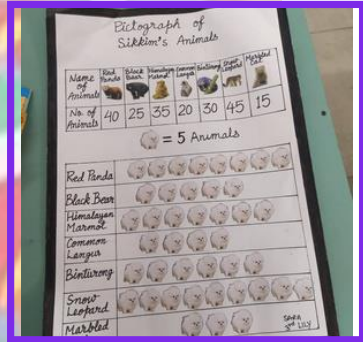
अने- अनुपठित लेखन, संग, सन्दान, विवेकपचिच वर्तन आदि सम्मिलित

किए गए। सभी विद्यार्थियों का पर्यटन सार्वजनिक यात्रा परियोजना के

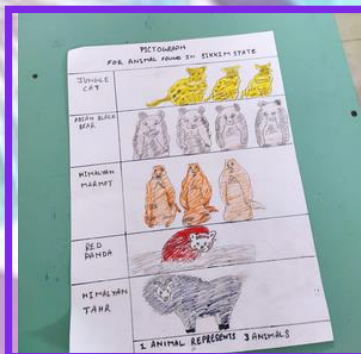
अंतर्गत बचपन से सिक्किम के त्योहारों, परंपराओं, आभूषणों, प्रसिद्ध व्यक्तियों

एवं साथ ही वहां के पर्यटकों स्थलों से संबंधित जानकारी प्राप्त हुई।

# MATHS ART


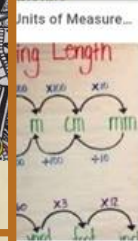



## MATHS SIKKIM PROJECT





# MATHS SIKKIM ACTIVITY






Art integrated project was related to Sikkim in which students performed different activities based on Mathematics like they made bar graph of population (male and female) Ratio chart , religion wise population, distance from Delhi to Sikkim etc. They also represented Mandala Art in a very creative way. By doing these activities they easily related the topic of data handling and shapes to their real life experiences.



# INDIA'S INDEPENDENCE TIMELINE CHART

## Art Integrated Learning

Students of class 5 presented Timeline Chart on India's independence which described the major movements led by Gandhi Ji and other leaders. Students shared their ideas which showed their nationalism and geared up their confidence.



# MASK

## ACTIVITY



### EARLY MAN FACE MASK ACTIVITY CLASS 3RD

Students of class 3 made early man face mask and presented themselves as early men in order to emphasize the life of early men. Students were motivated to compare their life with the life of early men. They mentioned the changes and developments that had gone through with time.

This built confidence among the students and improved their communication skills.





# TOPIC-DISCOVERY OF FIRE ACTIVITY - EARLY MAN FACE MASK



# WHEEL CART ACTIVITY


Students of class 3 were motivated to make different things that can be used to carry loads and easy to move in order to make them understand that how early men invented wheel and how did they used them. Students made different toy cars and wheel cart to show the importance of wheel in our day-to-day life.





# Topic- The story of wheel

## Activity- Making wheel cart or car







# TYPES OF HABITAT



TRA 400

27A

27



# PHASES OF MOON



27A

27



# TYPES OF HABITAT

