



# Kamal Model Sr. Sec. School



## Summer Break Holidays Homework



### English



**Create an attractive working model that demonstrates CVC (Consonant-Vowel-Consonant) words and blend words. Get creative and think outside the box!**



Some ideas to consider:

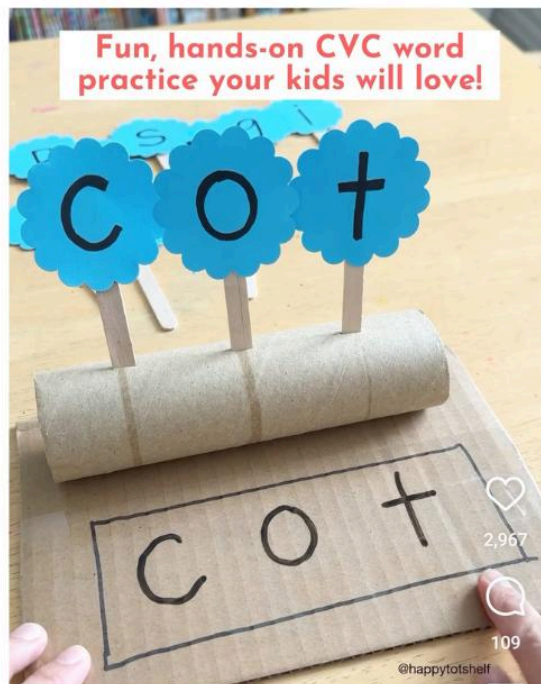

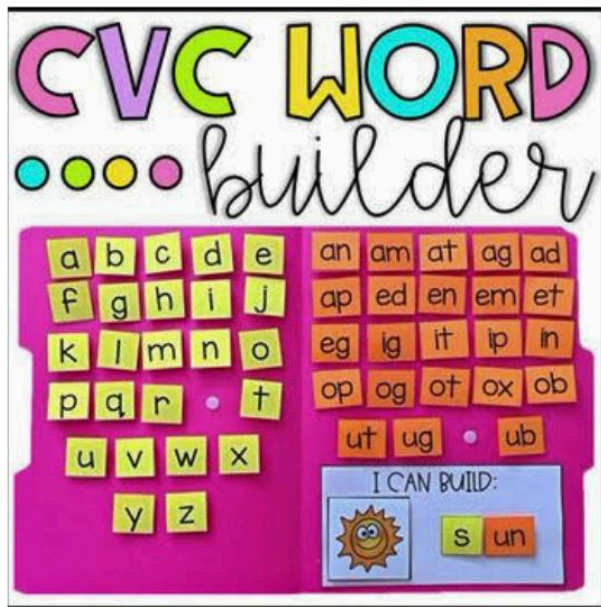
- 
- 
- Word building blocks
  - Sound blending trains
  - Word puzzles



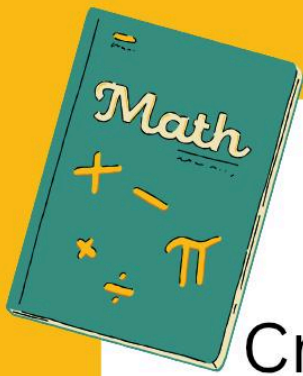
Use colors, textures, and movement to make your model engaging and fun.



## Pictures for reference:








## Maths

Create an attractive hangings showcasing skip counting by 2's, 5's or 10's. (Pick any one)

OR

Create an object using 3D shapes like cube, cuboid, cylinder or sphere.







## **EVS**

Create a model on one of the following :

- 1.** First Aid Box: fill a box with basic first aid supplies and label them.
- 2.** Letter Box: design a mail box with a slot to receive letters.
- 3.** Fruits or vegetables basket.
- 4.** Fire extinguisher.
- 5.** Stethoscope






## Art Activity

### Rock Painting

Let's collect some pebbles and paint them to give vibrant look.



## Family Bonding Time



Spend some quality time with family and help them to  
lay the table  
learn 2 indoor games  
use magic words like thank you, sorry and please.

## Language Development

Start using these small sentences and encourage the child to speak in English. Like:

How are you?

May I go to toilet?

May I go to drink water?

May I come in?

Please open/close my tiffin/bottle.

I have completed my work.

I have finished the food.



हिन्दी वर्णमाला को याद करे और उससे  
संबंधित चार्ट बनाएं ।



या  
फ्लेश कार्ड बनाएं।





# Sankalp: Month I

## *Basic Self Introduction Practice*

**Objective:** Students will learn and practice introducing themselves using simple phrases for name and origin.

**1. Introduce yourself using simple sentences like :**

"My name is \_\_\_\_\_."

"I am from \_\_\_\_\_."

"The name of my school is Kamal Model Sr. Sec. School "

" I study in class Skg\_\_\_\_\_."

"I am \_\_\_\_ years old."

"I like to play \_\_\_\_\_."

### **Student instructions:**

- \* Think about how would you say your name and where you are from.
- \* Use the sentence starters to introduce in front of the class.
- \* Listen as other students introduce themselves and remember their names.

### **Speaking Homework:**

Record a short video introducing yourself with the sentences given above and send it to your respective class teacher via whatsapp.

