


KAMAL MODEL SR.SEC SCHOOL

HOLIDAY HOMEWORK



**Class - JKG
2025-2026**

The top corners of the page are decorated with clusters of red and yellow hibiscus flowers with green leaves.

FUN RULES

“Kindergarten children are confident in spirit, infinite in resources, and eager to learn. Everything is still possible.

HOLIDAYS... FUN TIME.....

PARTYTIME!!!

Instructions :

- 1. Kindly make your ward practice the worksheet.**
 - 2. You are requested to send the worksheet back to school in a folder.**
- 
- The bottom half of the page features a tropical-themed illustration. It includes a bright yellow sun with rays in the center, two green palm trees on either side, a small sailboat on a blue body of water at the bottom, and green hills in the background. On the left side, there are curved yellow and orange shapes resembling a stylized sun or waves.



*** MAKE A THREE IN ONE COPY AND PRACTICE
THE FOLLOWING WRITING DAILY.**

**★ ENGLISH: A-Z CAPITAL LETTERS
(TOTAL 5 PAGES)**

★ MATHS: 1 TO 50 (TOTAL 5 PAGES)

★ HINDI: असे अ: (TOTAL 5 PAGES)

**★ E.V.S: FRUITS AND VEGETABLES- (LEARN
THE NAMES AND FIRST LETTERS)**

★ * LEARN THE PHONICS

*** ACTIVITY:**

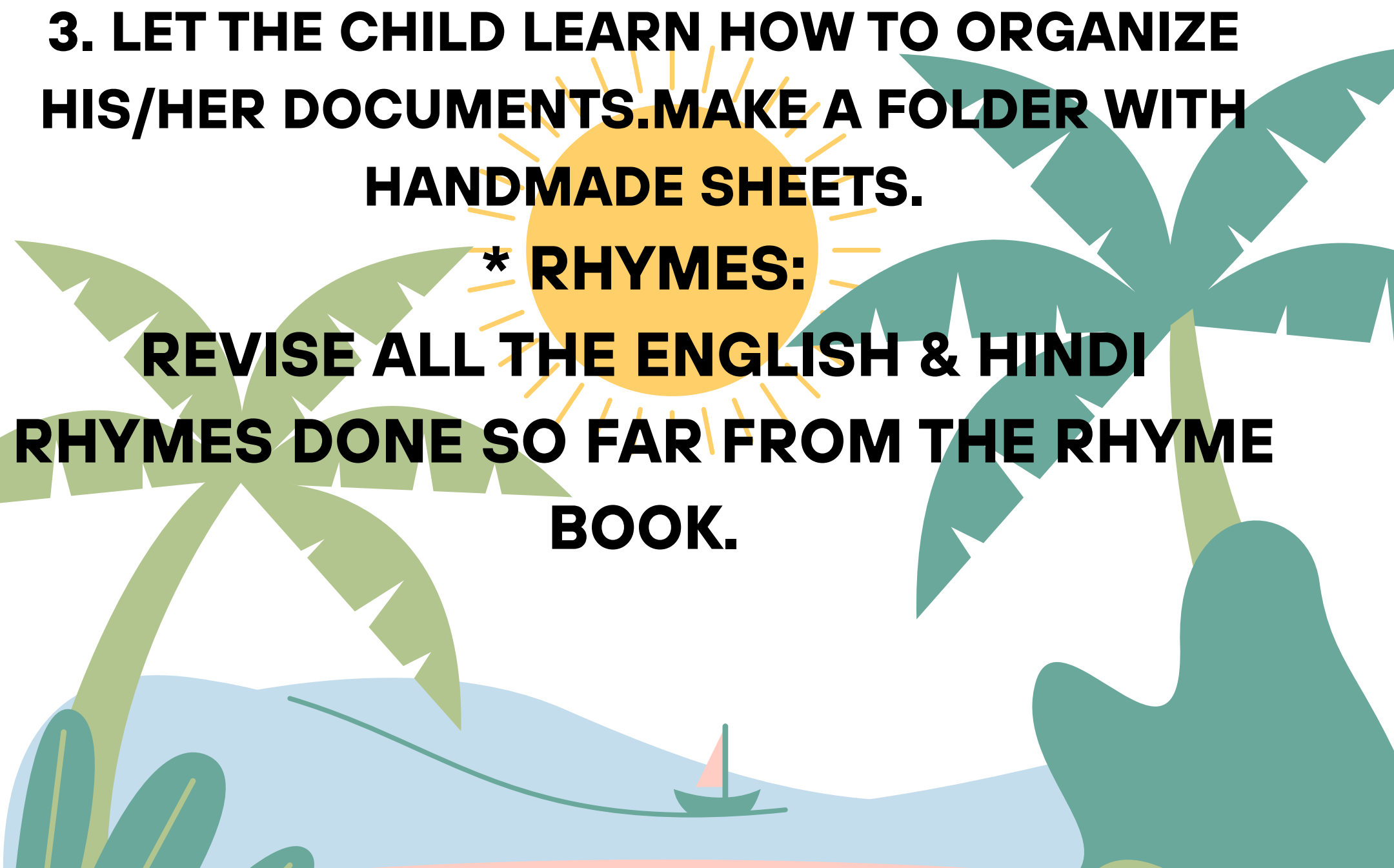
1. PLANT A FRUIT OR A FLOWER SEED.

**2. KEEP A WATER BOWL FOR BIRDS TO
PROTECT THEM FROM HEAT. ALSO FEED THE
STRAY ANIMALS IF POSSIBLE.**

**3. LET THE CHILD LEARN HOW TO ORGANIZE
HIS/HER DOCUMENTS.MAKE A FOLDER WITH
HANDMADE SHEETS.**

*** RHYMES:**

**REVISE ALL THE ENGLISH & HINDI
RHYMES DONE SO FAR FROM THE RHYME
BOOK.**



ART & CRAFT :-

**DURING THE SUMMER HOLIDAYS PLAN OUT &
CREATE A BEAUTIFUL SCRAP BOOK OF**

*** "MY SUMMER MEMORIES"**

*** PHOTOGRAPHS**

*** TICKETS OF BUS / TRAIN / AEROPLANE.**

**MAKE A STICK PUPPET OF YOUR FAVOURITE
FRUIT / VEGETABLE AND LEARN 5 -6 LINES
ABOUT THEM.**



**WE HOPE YOU WILL ENJOY THESE ACTIVITIES
AND COME BACK TO SCHOOL WITH A NEW
ZEAL AND ENTHUSIASM.**



Speak about and send the videos to your respective class teachers

1. your fav cartoon character.

2. Self Introduction

3. your fav outdoor activity

4. The animal you love the most.



English


* Circle the correct letter.



F

E


B



C

G

H



E

F

G



H

G

M



C

H

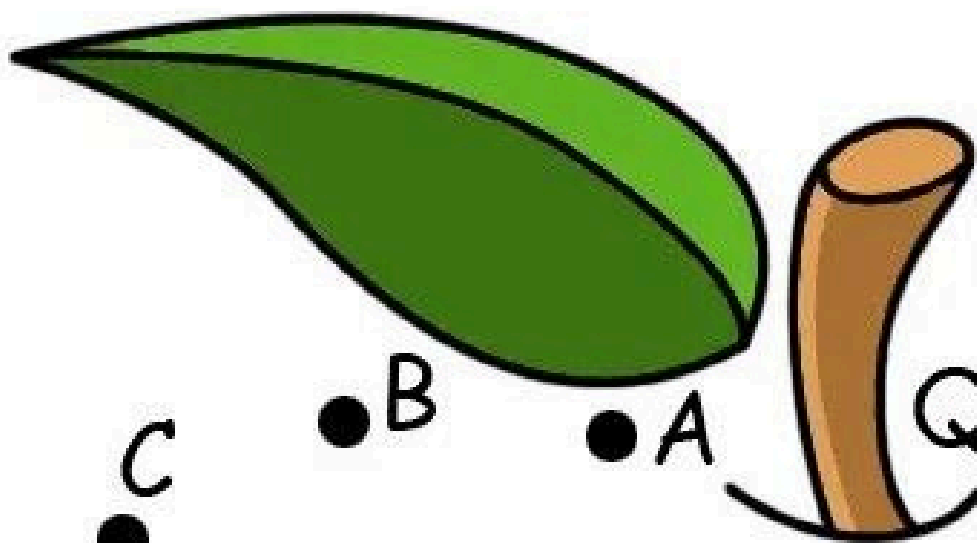
R



Name: _____

Date: _____



Connect and color.



A dot-marker activity with letters and dots arranged around the central face. The letters are: A, B, C, D, E, F, G, H, I, J, K, L, M, N, O, P, Q. The dots are arranged in a circular pattern around the face.





Q. 2- Colour the pictures neatly with the letters given with them.

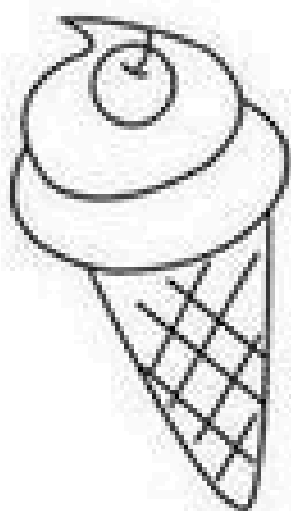






Write the First Letter of Pictures (Capital)

































Write letter a to h

a	a	a	a	a				
b	b	b	b	b				
c	c	c	c	c				
d	d	d	d	d				
e	e	e	e	e				
f	f	f	f	f				
g	g	g	g	g				
h	h	h	h	h				

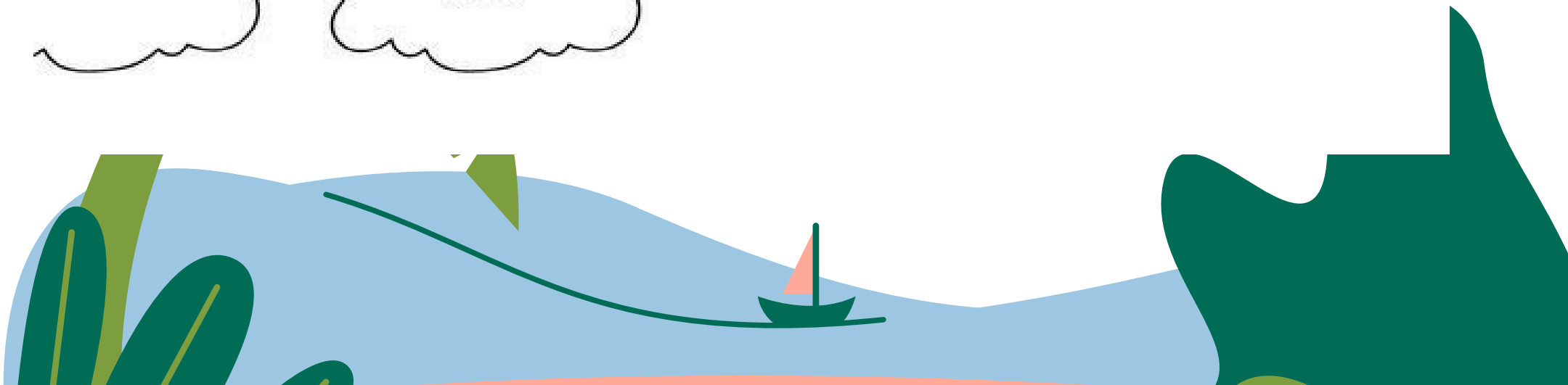




Maths




1			4
		7	
9			12
		15	
17			20
			24
	26		28
	30		


















































Activity Time

Join the dots and colour:-






Count and write the numbers.

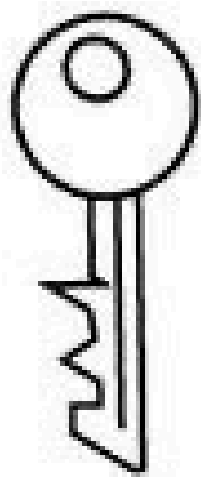
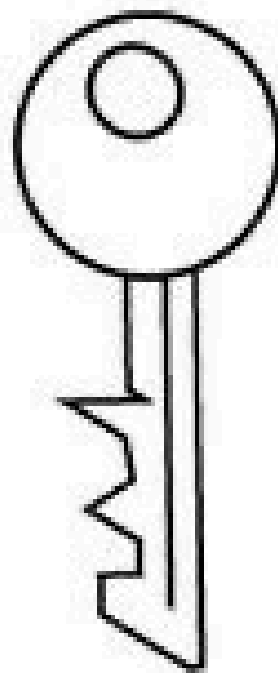
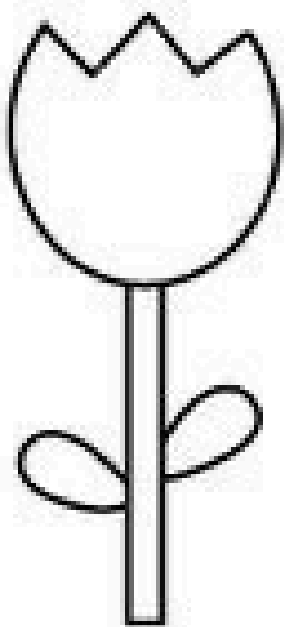
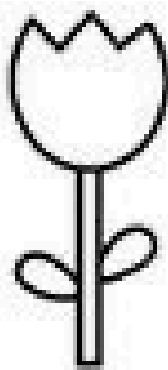
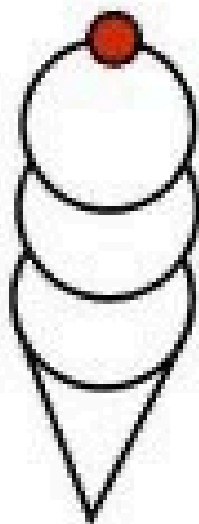
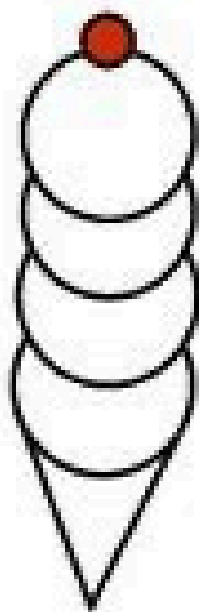














Match the following



Color the tallest picture.

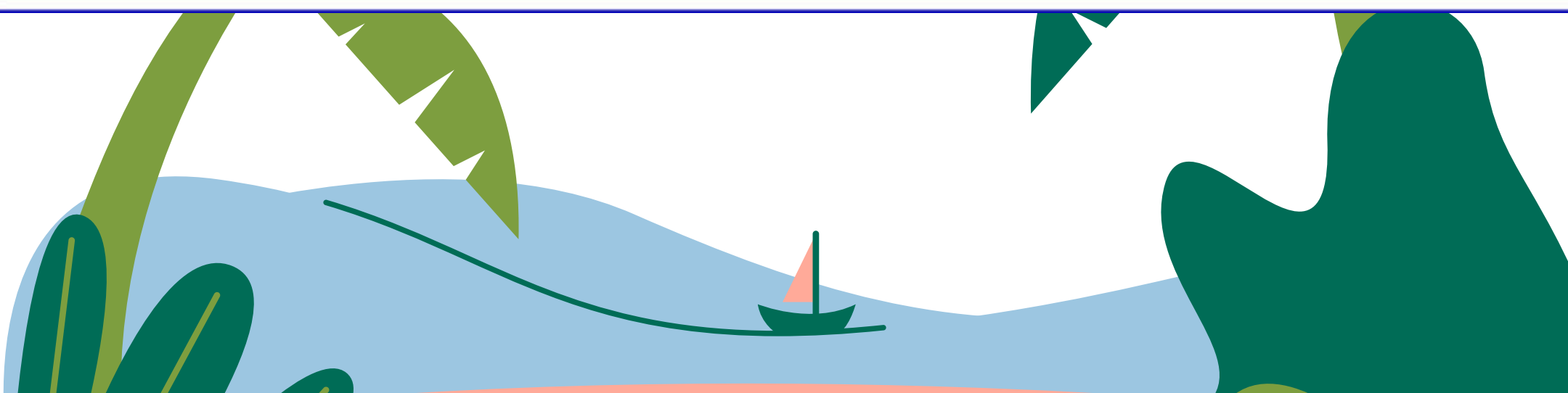



twistynoodle.com





Join the dots and colour:-





Hindi



नाम: _____

तिथि: _____

अक्षर को चित्र से मिलाओ

ए

.

.



ऐ

.

.



ओ

.

.



औ

.

.



अं

.


.



अः

.

.





सही स्वर पर गोला लगाएं



आ अ ऊ इ



ऊ इ ई अ



अ उ ऊ इ




आ ई ऊ इ



आ अ ऊ इ




आ अ इ ऊ





रिक्त स्थान भरो - Fill in the blanks

अ		इ	
	ऊ		
ऐ			अं



दिनांक - _____

अक्षर से अक्षर मिलाओ।

अ

आ

आ

अ

उ

ऊ

ऊ

उ

चित्र देखकर सही अक्षर पर बोला बताओ।



आ अ उ



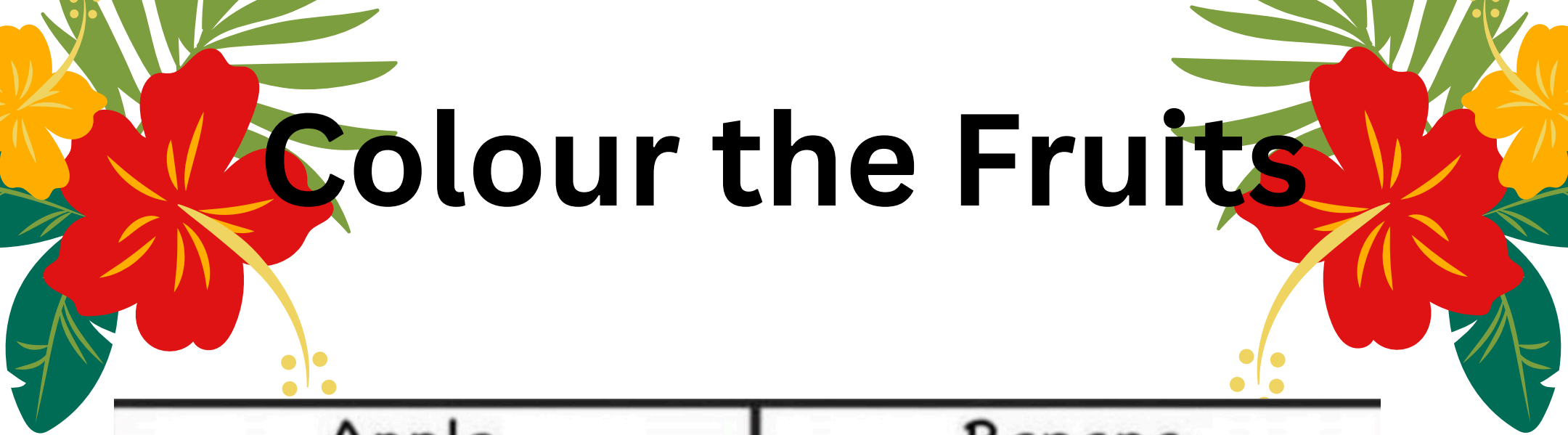
उ ऊ अ



अ उ ऊ




अ उ ऊ



Colour the Fruits


Apple




Banana



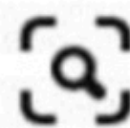
Pineapple



Strawberry




Watermelon




















Picture Matching






CLASSIFY THE FRUITS AND VEGETABLES

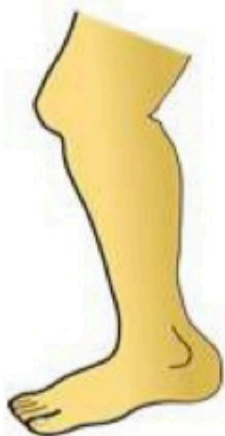
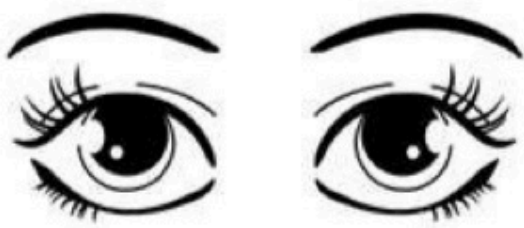
FRUITS	VEGETABLES


Banana 	Broccoli 	Pear 	Tomato 	Orange 
Avocado 	Pineapple 	Potato 	Strawberry 	Cucumber 
Onion  <small>shutterstock.com • 772718004</small>	Grapes  <small>shutterstock.com • 599816622</small>	Cherry 	Corn  <small>shutterstock.com • 1331128</small>	Mango 







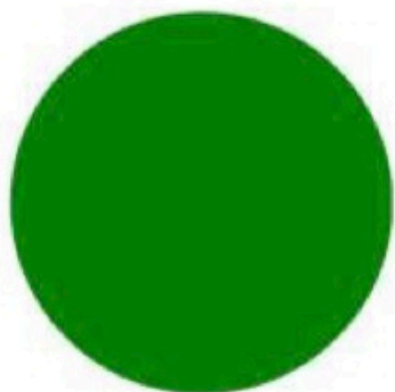


BODY PARTS

Circle the functions of the body parts:





Match the picture according to the colours:






Art and craft



Do page no. 8,9,10,11 and 13 in the Art book. (All the material is at the back side of the book, kindly use it accordingly.)







Have a great



VaCation!

