


CLASS - 8



# Summer Holiday Homework



# **SUMMER VACATION**

## **HAVE A GREAT SUMMER VACATION!**

Dear parents,

This is to inform you that the summer vacation for the students of class 8<sup>th</sup> will be commence from **19<sup>th</sup> May 2025 (Monday) to 30 June 2025 (Monday)**. The offline classes will resume from 1<sup>st</sup> July 2025 (Tuesday) onwards.

Holiday Homework has been given to all students. Parents are requested to ensure that their wards complete Holiday Homework /Assignments neatly and timely as the same will be considered for the Internal Assessment.

There will be **Multiple Assessments -2 of Grade 8<sup>th</sup> in the second week of July 2025**. Schedule of the same shall be shared. Please make sure that your ward will prepare well for the Multiple Assessments.

**"Hike mountains, run through meadows, explore forests, swim in the sea, climb trees, breathe the wild air graze at the stars, it is summer time!"**

Holidays are the time to unwind and feed your creativity and imagination. It is the great opportunity to relax as well as fruitfully engage yourself and keep your energies well directed. Now is the time to experience different sports, indulge yourself in various recreational activities, visit your family, relatives and friends and rejuvenate yourself.

But is equally important to temper your relaxed moments with constructive and creative work which your teachers have carefully planned for you as holiday homework. You may complete them at your ease but ensure that they are completed timely.

#### **GENERAL INSTRUCTIONS:**

- Complete the work (C.W. / H.W.) of all the subjects taught in the class, in the respective notebook and in Neat and Clean Handwriting, if still pending.
- Holiday Homework will be a part of Internal Assessment, so complete the entire work in beautiful and correct manner.
- After summer vacations, students will be required to submit the Summer Holiday homework Notebook / Scrapbook/ Project file/ Lab Manuals (which ever applicable) in the school for Internal Assessment.

- Parents kindly make sure your ward completes all the work assigned. Work to be done on regular basis.
- Revise Multiple Assessment -2 syllabus.

**We wish all the students a  
Delightful, Happy & Useful  
Summer Vacations 2025.**

**HAPPY HOLIDAYS**

**STAY SAFE, STAY HEALTHY!!**



# **SANKALP** *Happy Holidays*

**Dear students,**

Wishing you joyful and relaxing holidays!

As part of our continuous learning initiative **SANKALP**, we will share holiday homework of "**SANKALP**" through video links with you . Kindly follow the steps below:

- ★ **Watch the videos carefully.**
- ★ **Complete the assigned tasks as directed in each video**
- ★ **Submit your work to your respective class teacher within the given timeframe**

**Note: This work will be evaluated and marked, so please take it seriously and do your best.**

**Enjoy your holidays while staying productive.**

# ENGLISH

Heading of the portfolio :My Language Builder

Learning Objective: Create a single portfolio file of A4 size sheets that showcase your English language skills, including grammar, writing, vocabulary, and language.

## Task 1 – Quality Education

1. You are a young journalist tasked with creating a school newsletter article about the importance of quality education. Write an article (approx. 250–300 words) addressing the following points:- Discuss the challenges faced by students in accessing quality education.- Propose solutions to improve education quality, focusing on English language skills development.
2. Create a visual representation (poster, infographic) highlighting key points from your article.

## Task 2

1. **A Memorable Experience:** Write a short story (about 200–250 words) about a memorable experience from your visit to a historical site and how you explained everything to your grandmother. Use descriptive language and vivid details to bring the experience to life.
2. **Vocabulary Builder:** Create a list of 25 new words you learned during the holidays, along with their meanings, synonyms, and antonyms. Use each word in a sentence to demonstrate your understanding.



**3. Poetry Corner:** Write a poem (about 8-10 lines) on a theme of your choice, such as nature, friendship, or adventure. Use literary devices like metaphors, similes, or alliteration to make your poem

**4. Comic Strip:** Create a comic strip with dialogue and illustrations, telling a story or conveying a message, delineating a moral lesson.

### **Portfolio Guidelines-**

Use A4 size sheets and bind them together with a cover page.

Include a table of contents to help navigate your portfolio.

Use colorful pens, stickers, and illustrations to make your portfolio visually appealing

Proofread your work carefully to ensure accuracy and coherence.

Each task should have their separate headings.

### **Assessment Criteria**

- Creativity and originality- Grammar and language accuracy- Writing style and coherence- Vocabulary and language usage- Overall presentation and design.

Have fun creating your English portfolio!





# HINDI

**\*\* एक अलग कॉपी में 20 पृष्ठ सुलेख लिखिए। तथा 10 शब्दों का श्रुतलेख प्रतिदिन अपने अभिभावकों से लीजिए तथा सुधार कार्य कीजिए।\*\***

## **खेल परियोजना कार्य**

अनुक्रमांक 1-10 वर्ग पहेली तैयार करें।

अनुक्रमांक 11 से 20 वर्णों का खेल तैयार करें।

अनुक्रमांक 21-30 संधि विषय पर एक मॉडल तैयार करें।

अनुक्रमांक 31-40 समास विषय पर एक मॉडल तैयार करें।

विषय संवर्धन गतिविधियाँ (वाचन कौशल /पठन कौशल /सीखना)

1. ग्रीष्मकालीन अवकाश से सम्बंधित एक कविता का निर्माण कीजिए।

2. आसपास की समस्या को देखते हुए उस पर अनुच्छेद लिखें।

3. किसी प्राकृतिक आपदा पर अनुच्छेद लिखें। उसके कारण बचाव व उपाय भी लिखें।

4. अपने मित्र को लोकतंत्र का महत्त्व बताते हुए एक पत्र लिखिए।

5. किसी एक प्रसिद्ध हिंदी लेखक (जैसे: प्रेमचंद, रवींद्रनाथ टैगोर, सुभद्राकुमारी चौहान आदि) की कहानी पढ़ें और उसमें से संज्ञा, सर्वनाम, विशेषण व क्रिया विशेषण छांट कर लिखें व उनका भेद भी बताएं।

उस कहानी से आपको क्या सीख मिली, यह भी लिखिए।





6. कोलाज बनाएँ: “ग्रीष्म ऋतु में सावधानियाँ” विषय पर चित्रों का एक कोलाज तैयार करें (अखबार, पत्रिकाओं या इंटरनेट से चित्र काटकर)।  
7. प्रतिदिन 10 - 10 शब्द लिखकर स्वनिर्मित शब्दकोश का निर्माण करें।

### गतिविधि (Activity):

1. सभी छात्र एक दिन अपने दादा-दादी व अपने बड़ों के साथ बिताएँ और उनके अनुभवों को जानकर लिखकर प्रस्तुत करें चित्र सहित।
2. हिंदी भाषा के विकास पर नारा लिखें तथा पोस्टर बनाएं।

### नोट:

सभी कार्य सुंदर और स्वच्छ लेख में कीजिए।  
A4 साइज शीट की फाइल बनाएं।  
चित्रों को रंगीन बनाइए।



# MATHEMATICS

Prepare a project based on the topic allotted according to your roll numbers. File your research work keeping the following points in order:

- Title page (topic of the project)
- Cover page (essence of the project)
- Table of contents(index)
- Introduction of the topic
- History (when, how and by whom it has been discovered)
- Terminology and symbol used
- Explanation of the topic
- Game or puzzle related to the topic
- Mathematical problems with solutions (only 5)
- Real life applications (use pictures)

The topics allotted are as follows:

Roll no.1-10-Rational numbers

Roll no. 11-20-Linear Equation in one variable

Roll no.21-30-Understanding quadrilateral

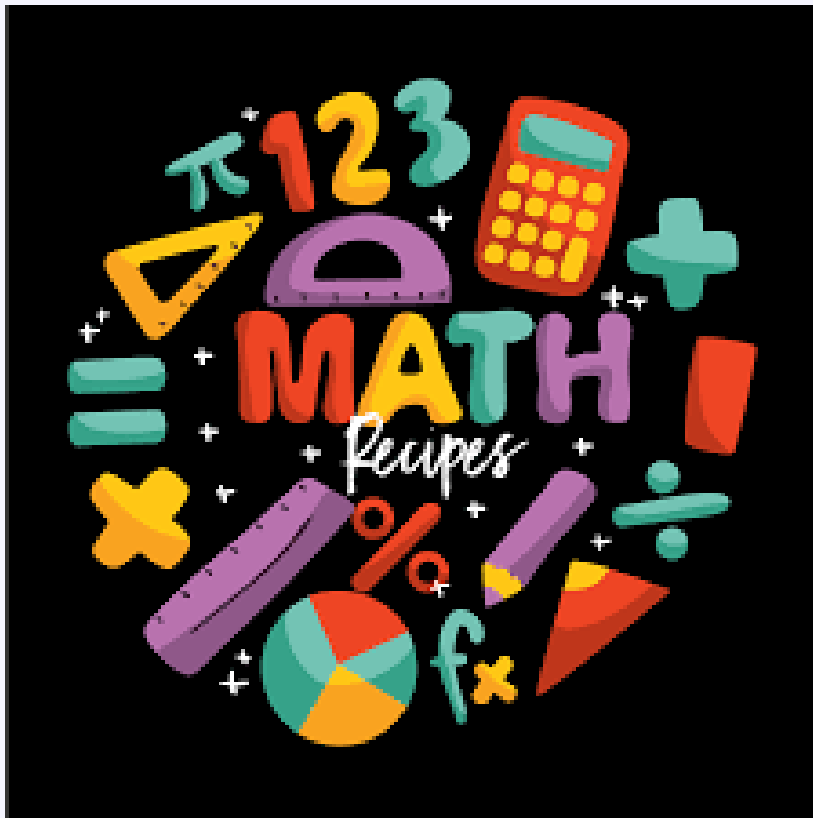
Roll no. (31- Above)-Practical Geometry and Data handling



# MATHEMATICS

## Maths in real life

1. Make a model displaying different any mathematical conceptual application in real life using eco-friendly materials (boxes, paper, cardboard).
2. Make it neat and tidy.
3. Prepare a 1-minute oral explanation for SLC.



# SCIENCE

## Biology ( Complete any 1 task)

**Task 1- Hydroponic Herb Garden (Enhancing students quality Education)** – Create a small scale hydroponic system to grow herbs indoors without soil, demonstrating how plants can thrive with just water & nutrients.

**Task 2-** Prepare a working model on any **one** of the following –


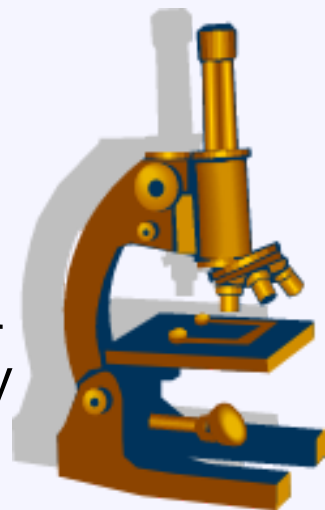
- A. Science and Technology
- B. Agriculture and Human welfare

## Chemistry ( Complete any 1 task)

**Task 1- Renewable Energy Source** – Create a model showcasing different renewable energy sources like solar power, wind turbines & hydroelectric dams.

**Task 2- Creating lap book**

- A. Tabulate the uses of coal & its useful products ( coke, coal tar & coal gas).
- B. Suggest the ways by which you can contribute to conserve exhaustible Natural resources.
- C. Draw picture showing formation of coal.



## Physics ( Complete any 1 task)

**Task 1- Optical Instrument** - Construct a simple small size periscope or kaleidoscope.

**Task 2- Force and Pressure** Collect atleast 2 pictures for each situation given below

- A. cricketer hitting a ball
- B. A player taking catch
- C. A women taking out water from well
- D. In a football match goal keeper stopping the ball.
- E. Mother preparing dough for chapati
- F. Ball being dropped from the tower

Based on the above situation fill the table given below-

Sl. No.	Paste the picture	Description of the pic.	Agent	Object on whom force is being applied	Action - hit, kick, flick, lift, catch, throw etc.	Action of Force	
						Change in shape / size	Change state of motion
1							
2							
3							
4							
5							
6							
7							
8							
9							
10							
11							
12							



# SOCIAL SCIENCE

1. **My Dream School** Imagine you are an architect designing a school that provides quality education. Create a report or drawing of your dream school, incorporating features that promote inclusive, equitable, and quality education for all.
2. Make a colourful collage on the topic "**Save the Environment**" or "**Indian Heritage and Monuments.**" Use newspaper clippings, magazine cut outs, and drawings to express your ideas.
3. Prepare a detailed portfolio on **any one** of the following topics (in 4-5 pages):
  - Indian Freedom Struggle:** Write about key events leading to India's independence, including the 1857 Revolt, Non-Cooperation Movement, and Quit India Movement.
  - Sustainable Development:** Explain what sustainable development is, and write about 5 ways to protect the environment (e.g., reducing waste, saving water).
  - Indian Constitution:** Research and write about the key features of the Indian Constitution and fundamental rights.
4. Choose a farmer, a factory worker, a Mughal emperor, a British officer, or nationalist leader. Draw and narrate their daily routine in comic strip format. Include elements of geography (location), history (time period), and civics (rights/responsibilities).



5. Interview any 5 helpers/domestic help in your society with the help of a Questionnaire (10 Questions) related to education, salary, health conditions, accommodation, family status, working environment, food habits, purchasing power, saving etc. and file them in a folder. Also write a conclusion by providing measures to establish **Dignity of Labours** in society and support it with pictures.





# SANSKRIT



**प्रश्न-1** नम् सामान्य प्रश्नों के उत्तर दीजिए।  
संस्कृत भाषा मे कितने कारक होते हैं?  
उपपद शब्द का अर्थ क्या होता है?  
विभक्तियां कितने प्रकार की होती है?  
“चाहिए अर्थ के लिए ”कौन –सालकार प्रयोग होता है?  
कारक विभक्ति कसे कहते है?

**प्रश्न-2** संस्कृत भाषा के पांच कवियों के चित्र चिपकाकर नाम लिखए ।

**प्रश्न 3** – ‘पृथ्वी दिवस ‘ व ‘मातृ दिवस ‘ किसी एक विषय पर संवाद / अनुच्छेद / श्लोको अथवा कविता के माध्यम से A3 शीट पर चित्र सहित लिखे अथवा कक्षा में हाव भाव सहित प्रस्तुत करें।

Posters can be handmade or digital.

**प्रश्न 4** संस्कृत-रैप गीतरचना (Sanskrit Rap or Rhyming Poem for enhancing quality education )

कार्यः: एकं लघु-काव्यं वा रैप-गीतं संस्कृते रचयतु –

विषयाः: पर्यावरणम्, मित्रता, भोजनम्, पशवः, ग्रीष्मावकाशः इत्यादयः।

(भवतु रचनात्सुकः!)

अथवा

**प्रश्न** चित्रकथा संस्कृते (Sanskrit Comic Strip)

कार्यः: एका लघु-कथा चित्रैः सहितं संस्कृतवाक्यैः प्रस्तुत्ताम्। (4–6 फ्रेम्स)।

उदाहरणम्: “काकः जलाय पतिं दृष्ट्वा...” इत्यादि।



# COMPUTER



1. Choose **any one** famous computer scientist and research their contributions to the field of computer science and his inventions. Create a presentation highlighting their life, work, and impact on technology.
2. Prepare a project on **Trending Technologies**  
**Instructions** - Write any 5 technologies and paste pictures related to them.
3. Make an awareness pamphlet to educate people on an A3 size sheet as per your roll number.
  - Say no to cyber bullying ( Roll no. 1 to 20)
  - Green computing (Roll no. 20 onwards)
4. Interview a Parent or Relative  
Task: Ask them how they used computers when they were young vs now. Present it as a short report or video.

**Note : Do all the given task in your computer practical file**

## ARTIFICIAL INTELLIGENCE ( For Section - A,B,C,D,E)



1. AI Comic Strip: Create a comic strip that showcases a scenario where AI is used.
2. AI Poster: Design a poster that highlights the benefits and applications of AI.



# ART

- 1) Book and file work Do page no.-  
77,82,83,92,93,95,97
- 2) Make a poster Topics a) International  
yoga day b) Kargil day
- 3) Craft
  - a) Paper relief (page no.-91)
  - b) Collage making ( page no.- 78) , Theme -  
Tiger day



## FINANCIAL LITERACY. ( For Section - F,G,H,I,J)



Go to your nearby bank and collect the various documents used in the bank eg cheque, pay in slip, withdrawal slip etc. Paste these documents in your notebooks and fill them properly on an A4 size sheet.



Enjoy

⚓ SUMMER ⚓

HOLIDAYS

