

KAMAL MODEL SR. SEC. SCHOOL



HOLIDAYS

HOMEWORK



class 3





Dear Learners,

**It's time to pause, relax, and recharge –
but also to learn joyfully and creatively!**

**This Holiday Homework is filled with
exciting challenges, colorful tasks, and
chances to explore your imagination.**

**Let your ideas bloom like summer
flowers, and return with stories of
creativity, curiosity, and fun.**

**Wishing you a sunny and smart
vacation!**

Happy holidays!




Assam




Dear Students,

Get ready to explore the vibrant culture, traditions, festivals, food, wildlife, and art of Assam—a beautiful state in the northeast of India! Through this holiday homework, you will learn exciting facts, get creative, and have fun while discovering what makes Assam so special.



Let this journey be full of colors, curiosity, and creativity!



School



Bring on
the Fun!




Summer Bucket List



Learn in Summer Vacations



ride a bike



Improve drawing



basic first aid



play chess



write a letter



origami



photography



basic coding



Practice good manners




scrap book



nature Journal



roller skate or skateboard



Cook a simple meal



card game



rock collection



Learn a magic trick



public speaking skills




map reading

EXPLORING SCIENCE THROUGH

ASSAM

THE LAND OF NATURAL WONDERS

CLASS III



SCIENCE HOLIDAY HOMEWORK

Class : III

Science

1. Plant a Tea Sapling or any medicinal plant and Observe Its Growth Topic: Parts of a Plant

Assam is famous for its tea. Get a small tea plant or any local medicinal plant like tulsi.

Observe and draw the parts of the plant every week in scrapbook.

Note down changes in height, number of leaves, and color in scrapbook.

https://youtu.be/M_CMDMJ6fUK?si=OE5EJBeLzjHz8Kqay

https://youtube.com/shorts/uybX3Z5RzyQ?si=sQX-fDKa7_vKmL8u

<https://youtu.be/QbpemJi9EHo?si=Zbrec7R8LUZXelhO>

2. Make a “Mini Kaziranga” Diorama Topic: Animals and Their Habitats (Roll No. 1 to 10)

Create a model or chart of Kaziranga National Park using clay or craft materials.

Include animals like the one-horned rhinoceros, elephants, and birds.

Write 2–3 lines on each animal and their food habits.

<https://youtu.be/iHsOoRN5BV0?si=aW6QLWwd7L9-9ptF>

3. Weather Watch: Assam’s Monsoon Magic Topic: Weather and Seasons

Track Assam’s weather for 5 days (rainfall, temperature, wind).

Create a colorful weather chart.

Record how rain helps tea and rice farming in Assam.

<https://youtu.be/Uo8IbeVvB4M?feature=shared>

Class : III

Science

4. Healthy Eating with Assamese Thali Topic: Food We Eat (Roll no. 11 to 20)

Create your own Assamese-style healthy food plate (Thali) model.
Use real or craft items to represent rice, dal, fish curry, and vegetables.
Identify which parts of plants are eaten (root, stem, leaf) and label it in the model.

<https://youtu.be/qG3a7PWPBYO?si=BcdD4345sKjNEjdZ>

5. Traditional Tools and Simple Machines Topic: Work and Simple Machines (Roll no. 21 to 34)

Explore any traditional farming tools used in Assam (like the "Dhenki" for rice pounding).

Make a small working model or draw one in scrapbook.
Explain how it makes work easier (a lever machine).

<https://youtu.be/A4tgG2CCKXO?si=Q19ENa39s8Z9Lc-I>

6. River Brahmaputra Science Journal Topic: Water and Its Uses

Write a 1-page journal in scrapbook as if you are the River Brahmaputra.
Describe how you help people: farming, transport, fishing.
Add drawings of boats, bridges, and fields.

<https://youtube.com/shorts/JuXs82iCtqk?si=HNviqP6Aa8PjYdpm>

<https://youtu.be/XsBarivYzBW?si=VzFjC8mywjFri-RB>

Class : III

Science

Activity/Mode I	Creativity (5)	Scientific Accuracy (5)	Presentation (5)	Effort & Completion (5)
1. Plant a Tea Sapling & Observation	Use of drawings, colored plant growth diary, and unique ideas	Correct labeling of parts of the plant, proper growth tracking	Neatly maintained observation journal or chart	Daily entries, consistent care for the plant
2. Mini Kaziranga Diorama	Creative use of clay, leaves, or recycled items to model habitat	Accurate depiction of animals and their food habits	Well-organized layout, labeled animals and environment	Shows time spent on crafting, all elements included
3. Assam's Monsoon Weather Chart	Colorful symbols, fun icons for weather, own ideas in chart-making	Correct weather symbols, proper data collection for 5 days	Tidy, color-coded chart, readable labels	Weather observed daily, chart completed without missing days
4. Assamese Thali Food Plate	Artistic food plate using paper, clay, or pictures	Identification of plant parts correctly (root, stem, leaf, etc.)	Plate neatly arranged with proper headings and food names	Clearly shows student's effort and understanding
5. Traditional Tool Model (Dhenki etc.)	Use of household or recycled materials in model-making	Correct explanation of how the tool works (simple machine type)	Neat, safe, and well-built model, labeled parts	Completed model with explanation, personal touch added
6. River Brahmaputra Journal Page	Story-like writing, illustrations or drawings of the river's journey	Correct uses of the river (farming, transport, etc.), real-life context used	Neatly written or typed with relevant visuals	Journal written in student's words, thoughtful and imaginative

Rubric Criteria Description:

Creativity (5): Use of colors, original ideas, artistic touch.

Scientific Accuracy (5): Correct facts and concepts shown.

Presentation (5): Neatness, organization, and labeling.

Effort & Completion (5): Completed on time with visible effort and personal touch.

ग्रीष्मकालीन

अवकाश

गृहकार्य

असम

असम उत्तर-पूर्वी भारत का एक राज्य है जो अपनी प्राकृतिक सुंदरता, विविध संस्कृति और ऐतिहासिक महत्व के लिए जाना जाता है। असम भारत का एक महत्वपूर्ण राज्य है, जिसकी सीमाएं भूटान, अरुणाचल प्रदेश, नागालैंड, मणिपुर, मेघालय, त्रिपुरा, मिजोरम और बांग्लादेश से लगती हैं।



बिहू उत्सव का एक
चित्र बनाएं और चार
पाँच पंक्तियां लिखें।



असम की चाय पर एक
विज्ञापन पोस्टर बनाएं
और उसका स्लोगन
लिखें।

असम के प्राकृतिक
सौंदर्य का वर्णन करते
हुए एक कविता लिखें



कल्पना कीजिए कि आप
असम की यात्रा पर गए
और उस पर एक छोटा
अनुच्छेद (10 पंक्तियाँ)
लिखें।

अपने अनुक्रमांक के अनुसार मॉडल बनाए।

1 से 5 : संज्ञा

[HTTPS://YOUTU.BE/G2Q8EMAWVGC?SI=XSWDAJZYDPLE8W0H](https://youtu.be/G2Q8EMAWVGC?SI=XSWDAJZYDPLE8W0H)

6 से 10 : सर्वनाम

[HTTPS://YOUTU.BE/AVVPH-SPHP4?SI=WHLO_RRXLWIA7HE-](https://youtu.be/AVVPH-SPHP4?SI=WHLO_RRXLWIA7HE-)

11 से 15 : विशेषण

[HTTPS://YOUTU.BE/SPK17HFGLTE?SI=WGVCEE8V581X-K](https://youtu.be/SPK17HFGLTE?SI=WGVCEE8V581X-K)

16 से 20 : क्रिया

[HTTPS://YOUTU.BE/OYTOH-0IFG8?SI=NJQUUYOJJNZWEC8C](https://youtu.be/OYTOH-0IFG8?SI=NJQUUYOJJNZWEC8C)

21 से 25 : विलोम शब्द

[HTTPS://YOUTU.BE/M33CVVRHL9C?SI=TFGID-B4ZYRSE8UP](https://youtu.be/M33CVVRHL9C?SI=TFGID-B4ZYRSE8UP)

26 से 30 : स्वर और व्यंजन

[HTTPS://YOUTU.BE/RFBLXVDHG7G?SI=RMSWKYCZCUW08Q0Y](https://youtu.be/RFBLXVDHG7G?SI=RMSWKYCZCUW08Q0Y)

30 से 35 : भाषा के रूप

[HTTPS://YOUTU.BE/LWQH1FS5N7K?SI=1BDCHZOWNEUNWI30](https://youtu.be/LWQH1FS5N7K?SI=1BDCHZOWNEUNWI30)

35 से 40 : पर्यावरण संरक्षण

[HTTPS://YOUTU.BE/LE00Q6X3FTK?SI=WOKEMBFQ09VPICI6](https://youtu.be/LE00Q6X3FTK?SI=WOKEMBFQ09VPICI6)

मॉडल के अंक रूबरिक के अनुसार दिए जाएंगे।



मानदंड	(३ अंक)	(२ अंक)	(१ अंक)
रचनात्मकता	कला को किसी अन्य विषय के साथ सही से प्रयोग किया हो।	विषय के अनुसार कला को दर्शाया गया हो।	कुछ रचनात्मकता दिखाई गई है लेकिन विचार सामान्य है।
स्पष्टीकरण	विषय से स्पष्ट रूप से संबंधित और समझने योग्य हो।	विषय वस्तु के अनुसार मॉडल को स्पष्ट किया हो।	विषय वस्तु के अनुसार मॉडल का सही से प्रयोग किया गया हो।
विषय से प्रासंगिकता	वास्तविक जीवन के उदाहरण के साथ विषय से संबंधित हो।	विषयवस्तु को मॉडल के अनुसार समझाया हो।	विषय से कुछ प्रासंगिकता, कोई वास्तविक जीवन उदाहरण का उपयोग नहीं किया गया।







THEME :- The magical world of Imagination.



Task 1 Voice Artistry

Create an Enchanted Character Mask Create a mask of a magical character (like a wise dragon, a silly wizard, or a rainbow unicorn). Give it a name, age, powers, and a funny weakness. Make a short story using the mask and narrate it in the class after the holidays.



Task 2 Word Wizard Wand

Become a word wizard and invent 15 magical words of your own!

Write each new word, its meaning, and how it is used in a sentence.

Example: Glumbuzzle (n.) – A magical umbrella that can fly.
Sentence: I used my glumbuzzle to fly to school today!





Task 3 Book Magic - Read & Reflect

Read any one short story from a fairy tale or adventure book.

On a decorated A4 sheet, write:

1. Title & author
2. Main characters
3. What you liked most (2-3 lines)
4. A life lesson you learned



Task 4

My fun Grammar World!

Roll no - 1 to 10

Create a 3D "Noun Town" using a shoebox or chart paper.

Roll no - 11 to 20

Make an Adjective spinner Game (on cardboard) with different adjectives written in each section.

Roll no - 20 to 30

Make a Grammar board game on ivory sheet.

(You can refer to the image on the next page)



Task 4



My fun Grammar World!



Roll no - 30 onwards


Make a beautiful chart on types of sentences



MATHS HOLIDAYS HOMEWORK –

***“Mathemagic in
Assam –
Counting
Culture, Nature,
and Tea!”***





Tea Tales – Be the Tea Manager!

Welcome to “Sunny Tea Garden” in Dibrugarh, Assam!

You are the new Junior Tea Manager, and your job is to keep track of tea leaves picked each day and help the garden earn more money!

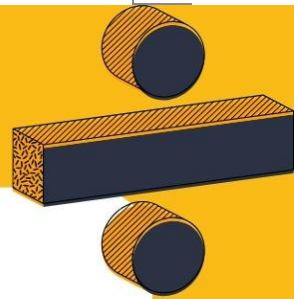

Here’s your tea basket chart:

Day	Tea Picked (in kg)
Monday	2,350
Tuesday	2,400
Wednesday	2,300
Thursday	2,350
Friday	2,500

Now use your Tea Manager scrapbook and solve:

1. Circle the “Tea King Day” – the day with the most tea picked!
2. Draw 5 tea baskets, each basket showing 500 kg. How many baskets do you need to show Tuesday’s tea?
3. Create a fun tea graph! Use crayons to draw bars of different heights for each day’s tea in your notebook
4. Total Task: How much tea was picked from Monday to Friday.
5. Money Magic: If 1 kg of tea is sold for ₹580, how much money was earned on Tea King Day?
6. Think & Write: What can you do to help tea workers pick more tea happily?






Border Art with Shapes – Inspired by Gamosa



In Assam, people use a special cloth called Gamosa, which has beautiful red and white patterns made using different shapes like triangles, diamonds, squares, and lines.



Create a beautiful border on your Holiday Homework cover page using:




- Red and white colors
- Shapes like triangles, diamonds, zigzags, and squares
- You can draw the patterns or stick real fabric if available



Bonus: Try to repeat the shapes in a pattern to make it look like a real Gamosa!





Case Study: Tea – The Golden Leaf of Assam

Assam is a beautiful state in the northeast of India. It is famous for tea gardens. Do you know? Assam grows more tea than any other state in India!

Let's imagine a tea garden in Dibrugarh district. Every day, many workers pick fresh green tea leaves and send them for making tea.

Here is some tea garden information:

- **Tea picked in one day: 2,350 kg**
- **Number of days in a month: 30**
- **Price of 1 kg tea: ₹580**
- **Number of workers: 250**
- **Wages per worker per day: ₹400**

Now answer the following questions:

1. How much tea is picked in 1 month?
2. What is the total money the tea garden gets by selling tea in one month?
3. How much money does the garden pay to the workers in a month?
4. What is more – the money the garden earns or the money it pays the workers?

Creative Thinking

5. Draw a picture of a tea garden with workers and green plants.
6. Make a tea cup chart:
1 tea cup = 1,000 kg
Draw how many tea cups the garden makes in a month.



Creative Corner

Prepare a *working model* based on the topic assigned to your roll number as per the list below:

Roll Nos. 1-6 : Clock

<https://youtu.be/DcEMkdP0U0o?si=JhHFV6t8Bw6G-T->

Roll Nos. 7-12 : Shapes city Model

<https://youtu.be/uQHF7VdkulHO?si=6xpRLU1Yk9MxO1s6>

Roll Nos. 13-18: Ascending and descending order

<https://youtube.com/shorts/dK2Kub5Enec?si=J8QuAO63pgbgtHMk>

Roll Nos. 19-24: Even and odd numbers

https://youtu.be/KMG1Hn6nRp4?si=Q_UyqToc8nCl1jz

Roll Nos. 25- 30 : Money

<https://youtube.com/shorts/m6mBMUHQHY4?si=q2Eq1Q2LLCnWEsLNd>

Roll Nos. 31 onwards: Symmetry

<https://youtube.com/shorts/9Zxp2MTdAc?si=22JpJ87JU9On7nGz>

Criteria for judgement of model

Criteria	3 marks(excellent)	2 marks(Good)	1 mark(needs improvement)
Relevance to the Theme	Strongly aligned with the math topic and clear.	Mostly relevant with minor gaps.	Topic is unclear or only vaguely connected.
Creativity & Presentation	Very creative, attractive, and neatly done.	Some creativity shown; fairly neat.	Lacks creativity or is untidy.
Understanding of Concept	Shows clear understanding and can explain well.	Basic understanding with small errors.	Concept is unclear or misunderstood.
Effort & Neatness	High effort; very neat and well-finished.	Moderate effort; mostly neat	Low effort; messy or incomplete.



Theme-Assam
" My State, My Pride"

***Make a mini scrapbook or chart about Assam include capital, food, dance, costume, famous monument etc. Decorate with cut outs, drawings etc.**



***Make a miniature version of the Traditional Assamese Japi(sun hat)use circular cutouts of cardboard or thick paper for the base and then attach strips of paper or dried grass to mimic the woven texture.**

***Mark and outline map of India on A3 size sheet. Now mark, colour & label the Union Territories of India on it.**

"Be a Creator"

***Make a 3 D model of Earth by using a ball or balloon showing land & water bodies on it.**

https://youtube.com/shorts/wkupl92auw4?si=OB00yozzq_4gZLw4 (Roll no.1-10)

***Make a 3D model of discoveries and inventions (fire, wheel and farming) of Early Human Beings.**

(https://youtube.com/shorts/amU0Edq0mw8?si=rHjUdk-hlsLv9G_B) (Roll no.11-22)

***Make a 3D model of our solar system.**

(<https://youtube.com/shorts/t-Rbhozx6LU?si=GR8BLrT6ujZwoqlj>) (Roll no.23-32)

***Caveman Diorama : Create a diorama of Early Human Beings living in caves using clay, cardboard and paper.**





CRITERIA FOR JUDGEMENT OF MODEL :

CRITERIA	3 MARKS	2 MARKS	1 MARK
creativity and originality	Highly creative and stand out with unique idea	Creative with some original elements, good effort in idea development	Some creativity shown, idea is common but attempted with some effort
neatness and presentation	Extremely neat and well organised	Generally neat and presentable with minor flaws	Neat, but less finishing could be more organised
Relevance to the theme	Related to the theme and directly appealing	Clearly related to the theme message is , understandable	Some relevance to the theme, connection is weak and unclear
Material usage	Excellent use of materials, innovative, sustainable, and appropriate	Good use of materials, appropriate, and mostly effective	Material used are basic, some used ineffectively or wastefully

GENERAL KNOWLEDGE



GENERAL KNOWLEDGE

1."The Story of Assam's Tea"

Research the history of tea cultivation in Assam, the different types of tea, the process of tea making, and its economic significance and present your findings in a collage or a visual timeline.



2."Celebrating Assam's Festivals":

Choose one or two major festivals of Assam (like Bihu) and research their significance, how they are celebrated, the traditional attire, music, and food associated with them. You can create a poster or a short write-up with illustrations.



3."Assam's Amazing Animals" Presentation

Research and prepare a short presentation in scrapbook or using A4 size sheets on the unique wildlife of Assam, focusing on animals like the one-horned rhinoceros, Bengal tiger, or various endemic bird species. You can include pictures, interesting facts, and conservation efforts.



CREATIVE CORNER

Make a model/charts on the topic assigned to your roll number as per the list below:

Roll Nos. 1-10: Earth's Landforms

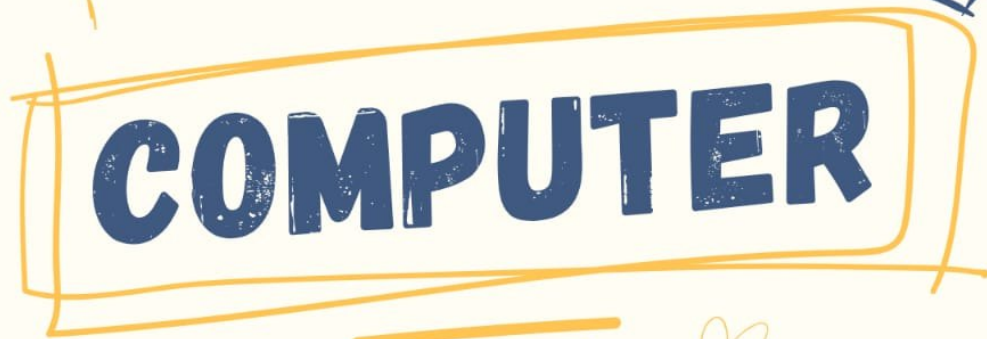
Roll Nos. 11-20: Food pyramid

Roll Nos. 21-29: Famous landmarks of India

Roll Nos. 30 onwards: Favourite Sport

Note: Please ensure that your model is creative, . informative, and neatly presented.

CRITERIA	3 MARKS	2 MARKS	1 MARK
creativity and originality	Highly creative and stand out with unique idea	Creative with some original elements, good effort in idea development	Some creativity shown, idea is common but attempted with some effort
neatness and presentation	Extremely neat and well organised	Generally neat and presentable with minor flaws	Neat, but less finishing could be more organised
Relevance to the theme	Related to the theme and directly appealing	Clearly related to the theme message is , understandable	Some relevance to the theme, connection is weak and unclear
Material usage	Excellent use of materials, innovative, sustainable, and appropriate	Good use of materials, appropriate, and mostly effective	Material used are basic, some used ineffectively or wastefully



Holidays Homework





CLASS III COMPUTER

1. CREATE A DIGITAL POSTER: DESIGN A DIGITAL POSTER ABOUT ASSAM'S CULTURE, WILDLIFE, OR FAMOUS LANDMARKS.

2. ASSAM FACTS: RESEARCH AND CREATE A LIST OF 5-7 INTERESTING FACTS ABOUT ASSAM, SUCH AS ITS CAPITAL, FAMOUS TEA, OR WILDLIFE SANCTUARIES.

3. DRAW AND DESCRIBE: DRAW A PICTURE OF ASSAM'S WILDLIFE (E.G., ONE-HORNED RHINO, ELEPHANT) AND WRITE A SHORT DESCRIPTION.

TOOLS:

- 1. MICROSOFT PAINT FOR DIGITAL POSTER**
- 2. WORD PROCESSOR OR NOTE-TAKING APP FOR WRITING FACTS**
- 3. DRAWING SOFTWARE OR APP FOR ILLUSTRATIONS**


HAVE FUN EXPLORING ASSAM'S BEAUTY!

Art and Craft

**Q1 Make a creative and attractive
Pen Stand using Raw materials
(Disposable glass, Ice cream sticks,
Cardboard, etc).**



**Q2 Make 5 animal puppets
using colourful sheets.**



Perky Pig.

Bubbly Bunny



Environment Day

*"Nurture Nature,
secure our Future"*

As we head on to Environment Day, let's say no to plastic bags and save our environment. Instead of using plastic bags we can use paper bags or jute bags. Make an attractive paper bag.



ASSAM

Assam is famous for its robust and flavorful tea, particularly Assam Tea, which is known globally. It's also known for its rich biodiversity, including the one-horned rhinoceros, and for being the "gateway to North East India".



→ Let's discover Assam by making colourful Line art based on the culture of Sikkim on the A-4 size sheet . Some references are being given below.



